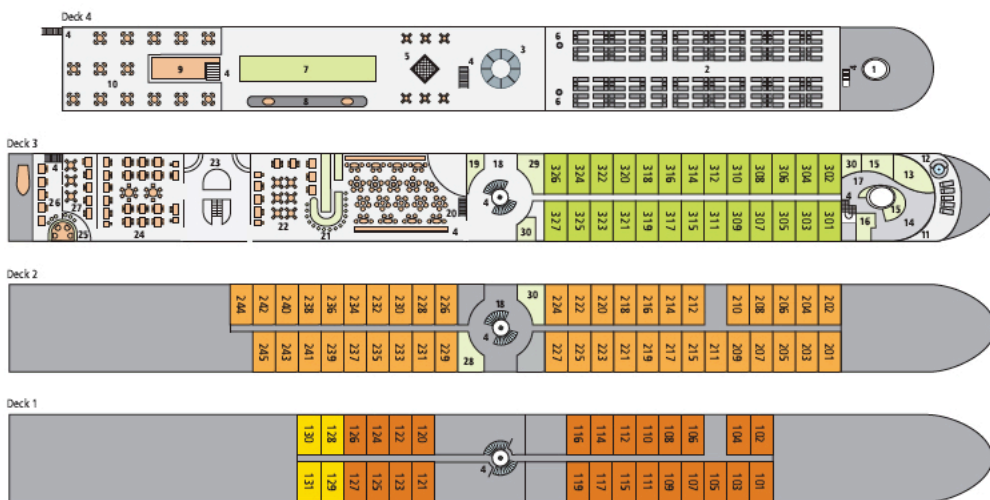


DECK AND CABIN PLANS RHINE

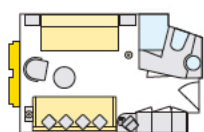
A-ROSA AQUA / A-ROSA VIVA / A-ROSA BRAVA

DECKS




- | | | |
|---------------------------------|------------------------|-----------------------------|
| 01 Wheelhouse | 11 SPA outdoor area | 21 Bar |
| 02 Recliners and awnings | 12 Whirlpool | 22 Café/Restaurant |
| 03 Light dome | 13 Gym | 23 Buffets and live cooking |
| 04 Stairs | 14 SPA relaxation area | 24 Market restaurant |
| 05 Giant chess board | 15 Massage/Beauty | 25 Bar (indoor/outdoor) |
| 06 Shower | 16 Sanarium | 26 Restaurant outdoor area |
| 07 Putting green | 17 SPA reception | 27 Wine bar |
| 08 Shovelboard | 18 Lobby | 28 Reception |
| 09 Mobile bar and grill station | 19 Excursion counter | 29 On-board shop |
| 10 Outdoor restaurant | 20 Lounge | 30 Toilets |

CABIN FLOOR PLANS




S 2-bed outside cabin, with extra bed, 14,5 m²
Deck 1



A 2-bed outdoor cabin, 14,5 m²
Deck 1



C 2-bed outside cabin, Juliette balcony, 14,5 m²
Deck 2



D 2-bed outside cabin, Juliette balcony, 14,5 m²
Deck 3

SHIPYARD: Neptun Werft GmbH, Warnemünde
PASSENGERS: max. 202 guests
CABINS: 99 outside cabins per ship
LENGTH: 135 m
WIDTH: 11.4 m
SPEED: max. 22 km/h
POWER: 4 x 331 kW/a total of 1,800 hp
YEAR OF CONSTRUCTION: 2009 A-ROSA AQUA;
2010 A-ROSA VIVA;
2011 A-ROSA BRAVA
FLAG: Germany

The windows can only be opened in the cabin categories of 2-bed outside cabin C and D with Juliette balcony.

Every deck (cabin categories A, C, D) has at least two cabins with connecting doors. These can also be used as family cabins. For the exact cabin numbers, please call the A-ROSA Service Center (+49 381 202 6001).